



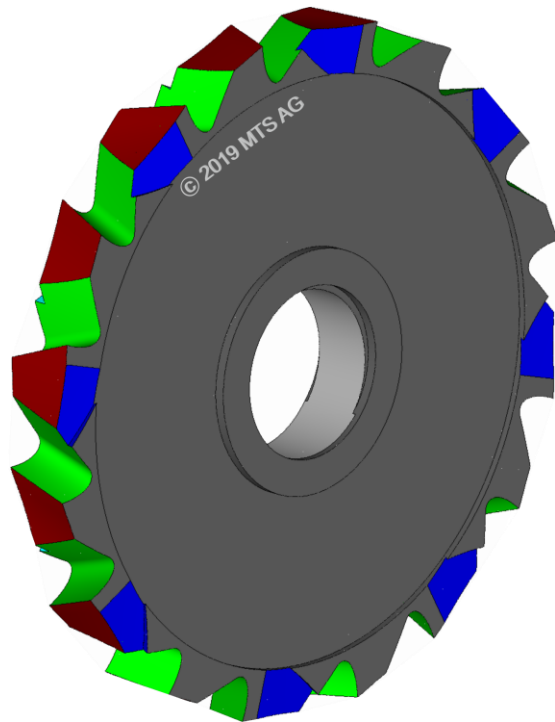
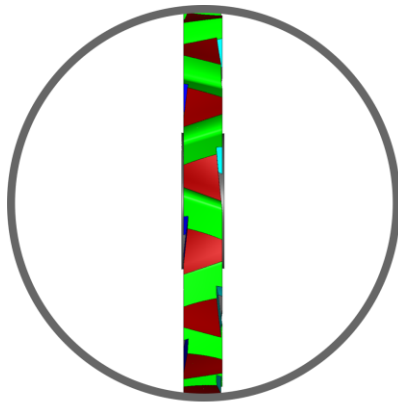
MTS AG
Mathematisch-Technische-Software

tool-kit PROFESSIONAL by MTS AG

Software-Modul

Spezifikation „Side Milling Cutter/NMENU“

Stand: 10.08.20



MTS AG
Rheinstraße 81
CH-4133 Pratteln 1
Tel.: 0041 / 61 81 59 130
Fax.: 0041 / 61 81 59 139
e-mail: info@mtsag.net
www.mtsag.net



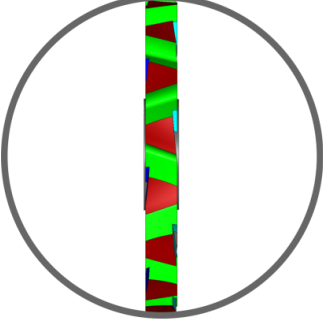
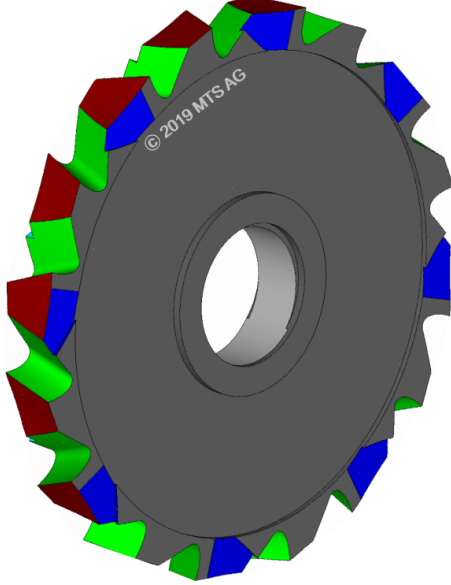
MTS AG

Mathematisch- Technische Software



MTS AG

Mathematisch-Technische-Software

4.1 Side Milling Cutter	NMENU
 	
<p>4.1 Basic Modul Side Milling Cutter</p>	
<ul style="list-style-type: none"> • Workpiece: Cylinder Trapezoid Prisma Half Angle Full Radius • End Faces: Plan Face Chamfer Corner Radius • Teeth: Standard teeth Staggered teeth Staggered/skipping teeth • Production / Regrinding Production by different infeed in several steps Regrinding with calculation of removal length, periphery and rake. Regrinding, finishing with different wheels • Main Fluting Meas. definition: Point-/ normal cut Grind direction: Forward / backward Optional spark out grinding 	<ul style="list-style-type: none"> • Periphery: Linear relief: 1st/ 2nd /3rd relief angle Radial relief: Cross-/ longitudinal Grind direction: Forward / backward Optional spark out grinding • Heel Grind proc.: Crosswise-/ longitudinal Production by different infeed (several steps) Grind direction: Forward / backward Optional spark out grinding • Face Relief: like end mills • Gashing, front/rear: like end mills • Chamfer front/rear: like end mills • Periphery Linear grinding: 1st / 2nd / 3rd clearance angle Arch grinding: cross / longitudinal • Grinding process Grinding direction: forward / backward Radius cutters can grind the peripheral chamfer in one go for the front and back.
<p>mtsag.net</p>	